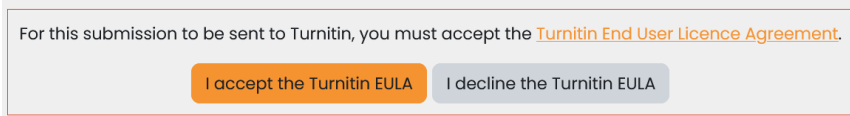
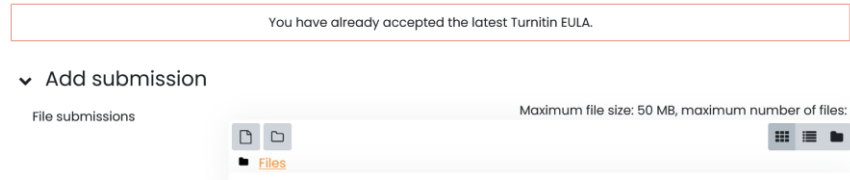
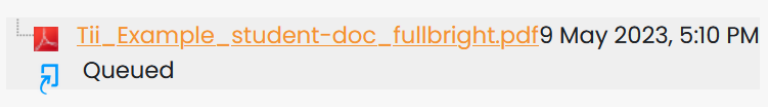
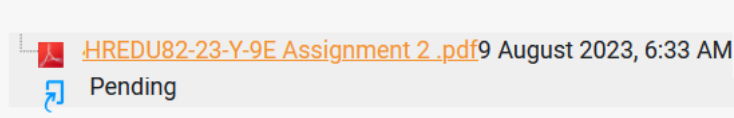
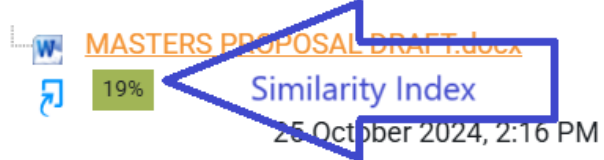


2025 UNISA M&D Student Turnitin FAQ List

1	What is Turnitin?	The Turnitin Originality checking service guards against academic misconduct and is used to encourage academic integrity.
2	Do I have to request access to Turnitin?	NO, you do not. Access to the formal submission space on myUnisa (myModules) is granted automatically. You will be emailed all details.
3	Do I have access to Turnitin for the duration of my study/research?	YES. You will remain in the same submission space for the time you take to complete the qualification.
4	Do I get moved to a new submission space each year?	NO, you do not. You remain in the same submission space for the time you take to complete the qualification. Note: This is necessary to protect your authorship, intellectual property.
5	Do I have to accept the Turnitin EULA when making a submission for the first time on myUnisa(myModules)?	YES. The Turnitin EULA (End User License Agreement) is required to run an originality check for your submissions. Example: Turnitin EULA must be accepted 
6	Do I have to accept the Turnitin EULA for every submission to Turnitin?	NO, you will be asked once only to accept the Turnitin EULA. It will be acknowledged automatically after your first submission. Example: Turnitin EULA already accepted 
7	Are submissions stored permanently on Turnitin?	YES, submissions are permanently stored on Turnitin! This is done to protect your work from future plagiarism by others.
8	Do I have to submit my proposal FIRST for Turnitin?	YES. The proposal must first be submitted before continuing with chapter submissions.
9	Do I have to submit ALL my chapters for Turnitin?	YES. All chapters must be submitted before uploading the completed dissertation/thesis at the end of the study/research.
10	What must be included for the PROPOSAL and the COMPLETED dissertation/thesis submissions?	Content requirements for the PROPOSAL and COMPLETED dissertation/thesis submissions for examination: <ul style="list-style-type: none"> INCLUDE TITLE / FRONT PAGES with name, student number, qualification details, declaration, index, abstract etc.) INCLUDE BIBLIOGRAPHY / REFERENCES to serve as confirmation of the study/research content within your submission Note: We cannot protect your authorship without these.
11	What must be included for the INDIVIDUAL CHAPTER submissions?	Content requirements for the INDIVIDUAL CHAPTER submissions: <ul style="list-style-type: none"> INCLUDE A HEADING: name, student number, title and date EXCLUDE THE BIBLIOGRAPHY / LIST OF REFERENCES* *An in-text citation (reference made within the content) remains. Note: DO NOT COMBINE CHAPTERS, ALWAYS SUBMIT SEPARATELY

12	Do I have a draft (1 st) opportunity for my submission?	<p>YES, you can upload a draft version first to generate an originality report.</p> <p>Note: This gives you the opportunity to discuss report findings with your supervisor BEFORE making changes for the final version.</p>
13	Do I have a revision (2 nd) opportunity for my submission?	<p>YES, you can upload a revised version second to generate an originality report.</p> <p>Note: This gives you another, but final chance to discuss the findings with your supervisor BEFORE making changes for the final version.</p>
14	Do I have another (3 rd) opportunity for my submission?	<p>YES, you can upload a final version third and last to generate an originality report.</p> <p>Note: The third upload you make for the submission is considered the FINAL version and will be used to conduct a FINAL check for assessment purposes.</p>
15	Will my draft and revision submissions appear as possible plagiarism when I upload the final versions of my work?	NO, it will not, provided you uploaded your drafts and revisions yourself within the formal Unisa submission space for Turnitin on myUnisa(myModules).
16	Will my proposal and chapters appear as possible plagiarism when uploading the completed dissertation/thesis?	NO, it will not, provided you uploaded your proposal and chapters yourself within the formal Unisa submission space for Turnitin on myUnisa(myModules).
17	How long does it take to generate an originality report?	<p>The Originality Report is generated by Turnitin after receipt from myUnisa</p> <p>Note: Allow myUnisa 48 hours to send and retrieve files.</p> <p>Example: Stage 1 (queued)</p>  <p>Note: Do not attempt to reload the file when it is being queued!</p> <p>Example: Stage 2 (pending)</p>  <p>Note: Do not attempt to reload the file when it is pending!</p>
18	How will I know if the Originality Report has been generated successfully?	<p>When the Originality Report has been generated, it will be attached to your submission with a Similarity Index (%).</p> <p>Example: Originality Report completed</p> 

19	How do I open the Originality Report?	Click on the Similarity Index (%) block attached to your submission and the report will open in a new window on the current browser.
20	What is a Turnitin Originality Report ?	<p>The Originality Report provides a summary of matching text found in the submitted assignment.</p> <ul style="list-style-type: none"> The Originality Report reveals the sources of matching text identified. The extent of matching text is indicated by an index of similarity, shown as a percentage. <p>Note: This means the higher the percentage is, the greater the extent of non-original content.</p>
21	What does the Similarity Index mean?	The percentage shown on the Originality Report is an indication of NON-ORIGINAL content and is NOT a “percentage of plagiarism”.
22	What is the acceptable percentage for the overall Similarity Index?	<p>The Similarity Index does NOT indicate plagiarism, thus there is NO “acceptable percentage”.</p> <ul style="list-style-type: none"> Academic misconduct (including plagiarism, ghost writing and fraud) when present in the submission is unacceptable, regardless of the overall Similarity Index! <p>Please refer to the Unisa policies regarding plagiarism, copyright, academic integrity and ethical conduct.</p> <ul style="list-style-type: none"> Originality Reports are analysed to determine if academic misconduct occurred, whether inadvertently or with intent. <p>Note: The above means, even when the percentages appear to be low, but academic misconduct is identified in the content, it is still unacceptable!</p>
23	What is the acceptable percentage for an Individual Source ?	<p>Very important: The similarity of submission content to an individual source must be below 5%.</p> <p>This generous allowance accommodates subject terminology and acknowledgement of sources.</p> <p>Note: Ask your supervisor about conditions under which a certain percentage of matching text may be allowed and how such text must be acknowledged in your submission.</p>
24	Why is there no originality report for my submission?	<p>Originality Reports will not be generated for corrupted files and scanned submissions.</p> <p>Note: Submissions shown as queued or pending are NOT errors, they are being processed. Please be patient!</p>
25	How do I improve content originality in my work? E.g. How do I reduce the index?	<p>Your focus should not be to reduce the similarity index, but to give your own interpretation of the work done.</p> <ul style="list-style-type: none"> Discuss the purpose and expectations of the submission with your supervisor. Improve your academic writing skills to present your own work. <p>Note: Generally, it is not necessary to rework every portion of highlighted text. Consult your supervisor.</p>
26	Where do I get more information on academic integrity?	<p>Consult the UNISA Library pages: ALL GUIDES Alphabetically - LibGuides at University of South Africa (UNISA)</p> <p>Attend CGS (College of Graduate Studies) workshops: CGS Website Workshop schedule (unisa.ac.za)</p>